


How to access George Abbot School Office 365 Email from Home

Go to Gas Home page www.georgeabbot.surrey.sch.uk and click email on top right side.
Or go to <https://outlook.office365.com>

Note: Please make sure you have either Internet Explorer 11 (IE11), Latest version of Firefox, Chrome or Safari installed.



Sign in with your organizational account

Keep me signed in

Sign in

[Can't access your account?](#)

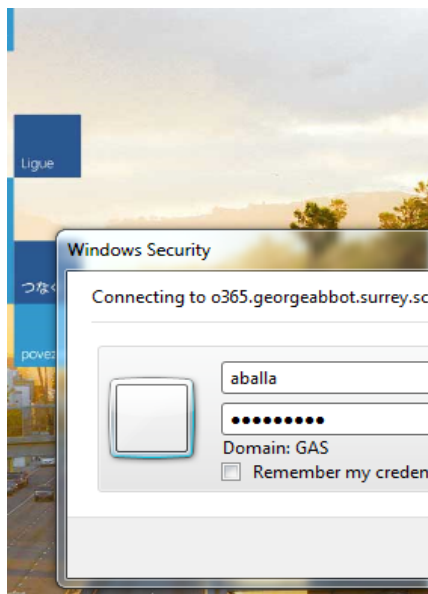
Type your School email address

Example: aballa@georgeabbot.surrey.sch.uk

Click on password

This will prompt you for your username and password which is your school username and current password.

Example:- Username: aballa Password: ***** (current school password)



Redirecting

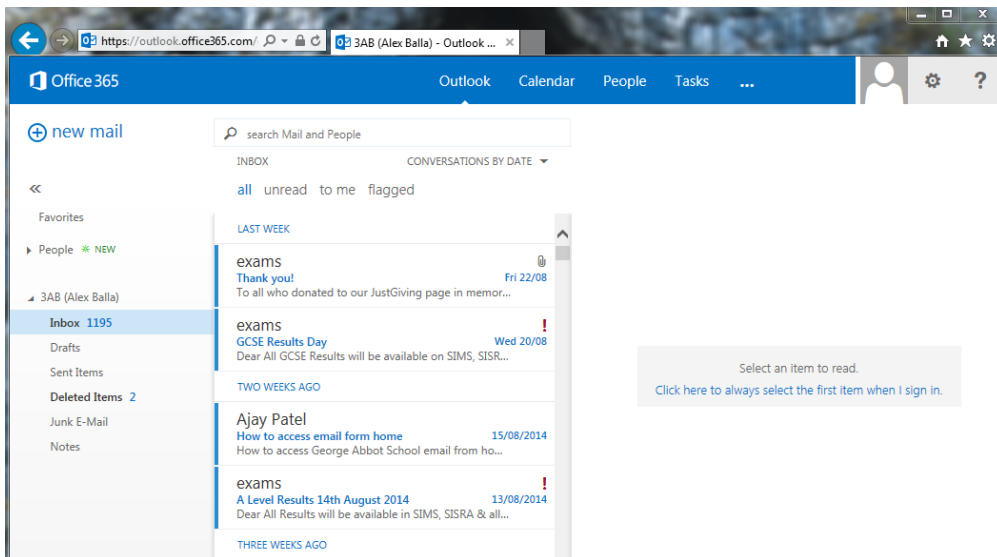
We're taking you to your organiz

If it does not log you in then you may have to change the username to:
gas\aballa

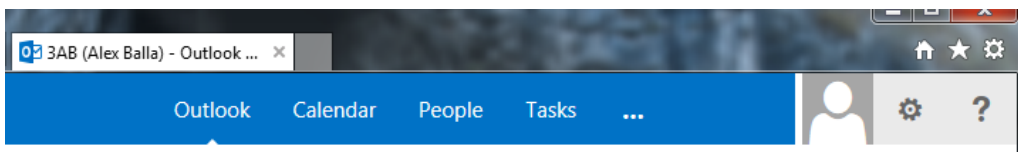
This will log you in to your email.

Using Office 365 Email

Office 365 has a slightly different look, however works in a very similar way to the previous system.



You can select the options across the top for **Email (Outlook)**, **Calendar** or your **Contacts (People)**



To **log out** from Email or the Office 365 portal click on the person icon (left side of Gear icon in the top right corner) and **select Sign out**.

